

The 3rd International LAMS & Learning Design Conference 2008



LAMS and the Personal Project – IBMYP
Jarrod Johnson and Peter Cheel

Pedare Christian College



K-12, Independent, Christian College.

Located in North Eastern Suburbs of Adelaide,
South Australia. 18kms from the CBD.



2 dedicated and 1 shared campus;

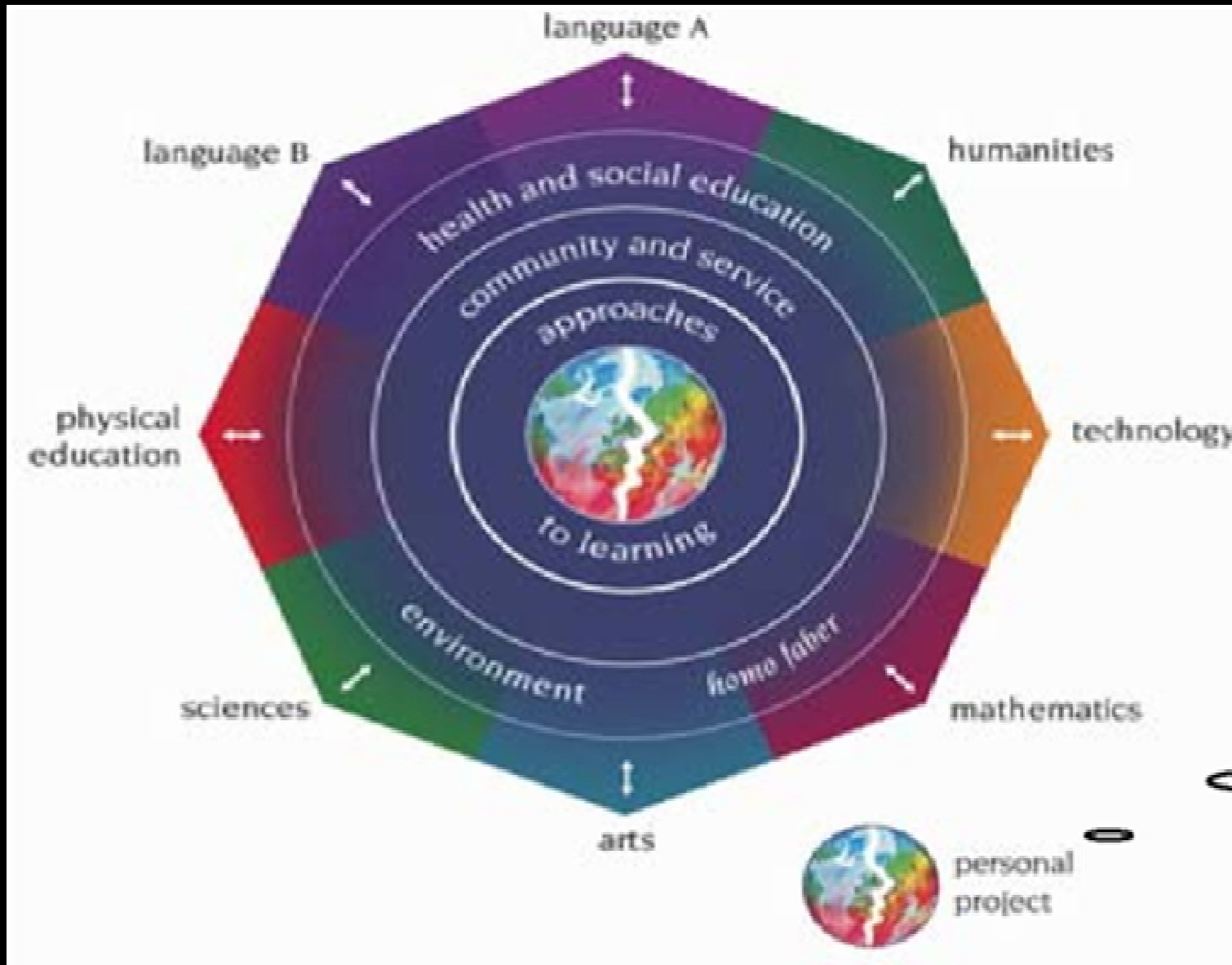
Junior Schooling (K-5) at satellite campus 3kms from Middle (6-9) and Senior (10-12) Schooling at main campus.

Adjacent to main campus is the Golden Grove Combined Schools "Shared Facilities".



- “Shared Facilities” co-owned by Golden Grove High School (State Government) and Gleeson College (Catholic Church- CEO)

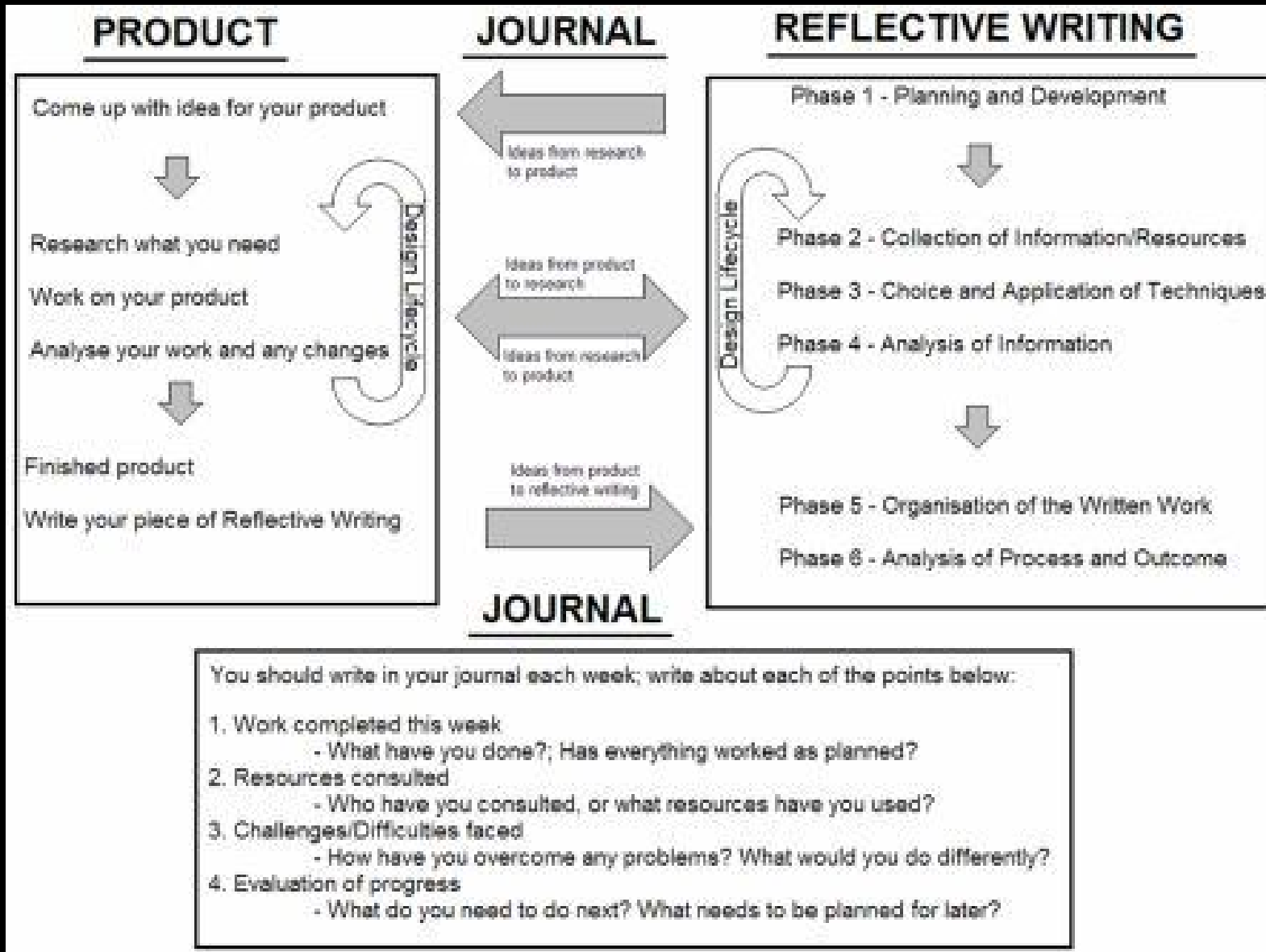
International Baccalaureate



Review Product and Goal

- Personal Project
 - Need to produce a Product + Goal
- Area of Interaction
 - Community and Service, Environments, Health and Social Education, Human Ingenuity
- Product
 - Creative piece of work
 - Something you Make or Do
 - Creative Essay or Research
- Goal
 - What is the purpose of product?
- eg. Design and Build a Go Cart
 - To enter in Charity Competition

Personal Project



Personal Projects



Personal Projects



Personal Projects



Phases of Reflective Writing

Phase	Heading/Criteria	Essay
1	A: Planning and Development	Introduction
2	B: Collection of Information/Resources	Background
3	C: Choice and Application of Techniques	Techniques
4	D: Analysis of information	Ideas
5	E: Organization of the Written Work	Contents, Graphs, Pictures
6	F: Analysis of Process and Outcome	Conclusion
After*	G: Personal Engagement*	Reflection

Issues

- Students meeting with Supervisors
 - Time constraints
 - Remembering to bring work
 - Coordinating
 - Final Product only
- Students Reflective Writing
 - Missed the point
 - Issues and Difficulties



Latest News & Updates

Welcome to LAMS 2.0.4!

[LAMS 2.0.4](#) is a new release with bug fixes, improvements and key new feature: [Live Edit](#), which allows teachers to modify a lesson on-the-fly directly in Monitor.

If you want to learn more about [LAMS](#), join the [LAMS Community](#) where teachers and developers share their experiences and ideas on the usage of LAMS.

Found a bug or wanted to share new features? [Let us know about it](#). Also have a look at the [LAMS Roadmap](#) for upcoming features.

LAMS is currently being translated to [25 languages](#) by more than 50 volunteers.

Want to [help out](#)?

Version 2.0.4 DEV

Login

Username:

Password:


Login




 Welcome Ron


[Group Mgt](#) | [Refresh](#) | [Logout](#)

10Computing B

 Add Lesson

 Manage Subgroups

Unit One Course Introduction

 [ADD LESSON](#)

Personal Projects

 Add Lesson

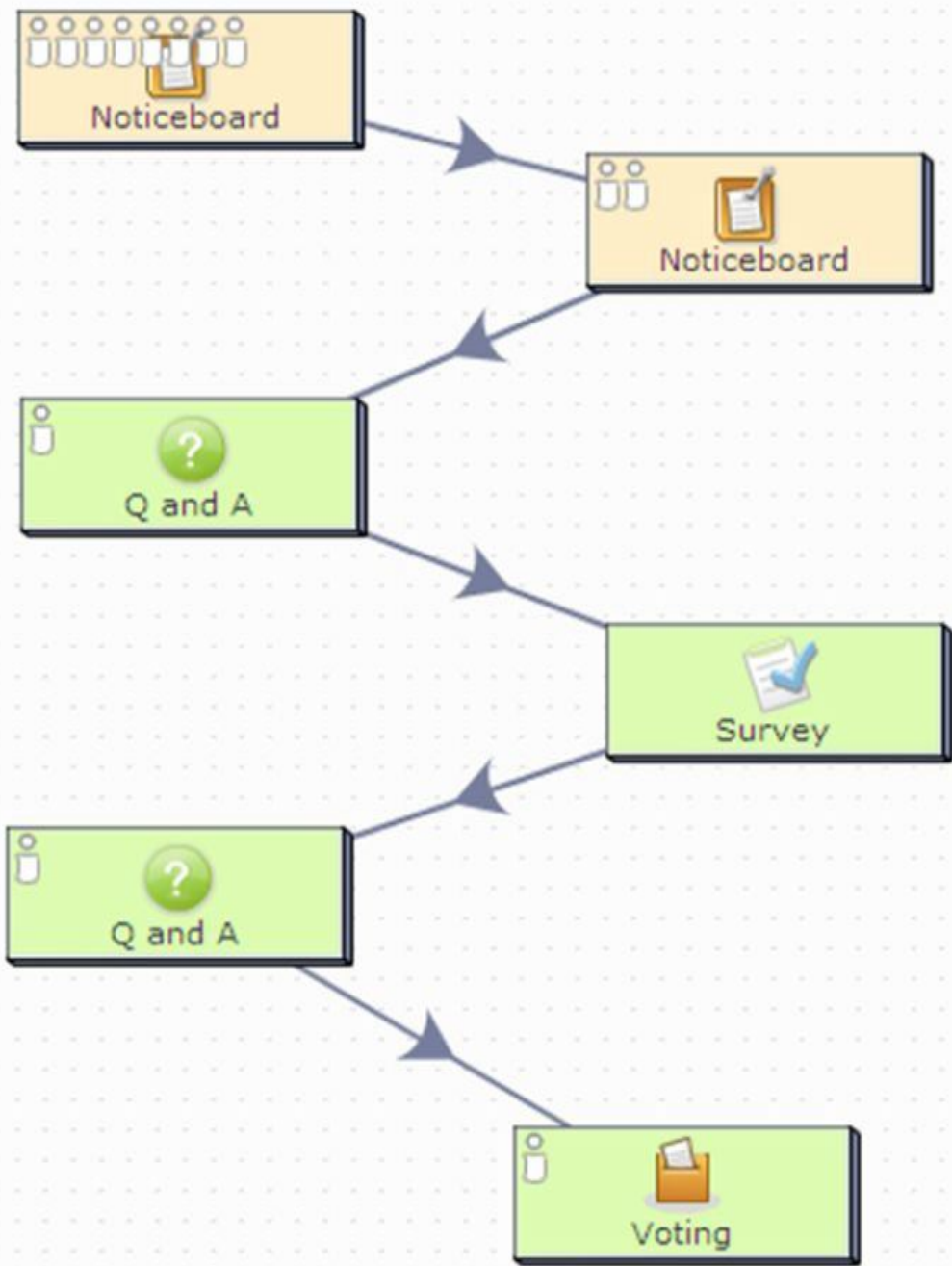
 Manage Subgroups

[Phase One](#) (Disabled)

 [MONITOR](#)

[Phase One Draft](#)

 [MONITOR](#)



LAMS Learner - Mozilla Firefox

https://lams.pedarecc.sa.edu.au/learning/main.jsp?lessonID=66

LAMS

Resume

Exit

Export

Getting Started

Noticeboard

Noticeboard

Q and A

Survey

Q and A

Voting

Notebook

Title

View All

Save

Getting Started with LAMS

Welcome to the International Baccalaureate Personal Project Online.

This is the second trial of the LAMS online learning program (Learning Activity Management System). As you have probably never used this system before you will need to go through the next steps to learn how to navigate around LAMS and utilise the notepad features. You will also be given the opportunity to share resources with other students.

Click on the "Finished" button below

Finish

Done

lams.pedarecc.sa.edu.au

LAMS Learner - Mozilla Firefox

https://lams.pedarecc.sa.edu.au/learning/main.jsp?lessonID=66

LAMS

Resume

Exit

Export

Getting Started

●

Noticeboard

■

Noticeboard

▲

Q and A

▲

Survey

▲

Q and A

▲

Voting

Notebook

Title

View All

Save

Six Phases

There are six Phases online which are the same as the Phases in the Personal Project Handbook. Each Phase relates directly to a part of your final piece of Reflective Writing. Some Phases are split into more than one part, but you should complete all of the Phases as you work through your Personal Project developing and creating your Product.

At the end of each section there will be a button at the bottom labelled "Finish" or "Submit" that you will need to click on to continue to the next section.

Finish

Done

lams.pedarecc.sa.edu.au

LAMS Learner - Mozilla Firefox

https://lams.pedarecc.sa.edu.au/learning/main.jsp?lessonID=66

LAMS

Resume

Exit

Export

Getting Started

● Noticeboard

● Noticeboard

■ Q and A

▲ Survey

▲ Q and A

▲ Voting

Notebook

Title

View All

Save

Q&A

Sometimes you will be required to record information that will be shared with other students. All of your answers are viewable by your Supervisors, Tutors and other staff members, so it is best to write down as much information as possible to explain what you are doing. This will also be beneficial later when you need to reflect on what you have done when you complete your Reflective Writing.

Question 1:

Write your name and home group below. This will be added to a list of everyone who has completed this task so far, so you can see how many other people have already completed this section.

Answer:

Submit

Done

lams.pedarecc.sa.edu.au

LAMS Learner - Mozilla Firefox

https://lams.pedarecc.sa.edu.au/learning/main.jsp?lessonID=66

LAMS

Resume
Exit
Export

Getting Started

Noticeboard
Noticeboard
Q and A
Survey
Q and A
Voting

Notebook

Title

View All Save

Done

Assessing your skills and knowledge

The Personal Project Online is designed to increase your computing skills, help you to organise your information for your piece of Reflective Writing and keep track of your progress along the way. The survey below will assess your initial skills of Computing and knowledge of the Personal Project.

* If someone from outside of the school was to ask you about what the International Baccalaureate could explain to them the IB system of teaching, learning and assessing?

☐ Yes
☒ No

* If you were asked about whether the Personal Project is an important part of school and a valuable learning tool what would you say at the moment?

☒ Very important, I think it will help with my studies in the future.
☐ Important, something that I have to do to complete the IB Certificate.
☐ Not important, I think that I could spend my time doing the work set in class instead.
☐ A complete waste of time, teacher's just keep giving me more stuff to do.

* How would you rate your computing abilities?

☐ Excellent, I am practically a computing programmer.
☐ Very Good, I can use Excel, Word, Power Point and email, and can find any information that I need on the internet.
☐ Good, I can find what I need on the internet easily and spend a lot of time on MSN.

lams.pedarecc.sa.edu.au

●
Noticeboard●
Noticeboard●
Q and A●
Survey■
Q and A▲
VotingTitle [View All](#)[Save](#)

Expanding Creativity

To give you an opportunity to start developing your creative skills. Think of a Personal Project idea that you DO NOT want to do. This idea that you come up with may be used by someone

else at a later date.

Question 1:

In the box below write down your idea to share.

Answer:

[Submit](#)

LAMS Learner - Mozilla Firefox

https://lams.pedarecc.sa.edu.au/learning/main.jsp?lessonID=66

LAMS

Resume

Exit

Export

Getting Started

●

Noticeboard

●

Noticeboard

●

Q and A

●

Survey

■

Q and A

▲

Voting

Notebook

Title

View All

Save

Other learners answers

Organise a performance

Build a guitar

make a bad looking guitar look good

Build a guitar or anything to do with music.

Create a piece of artwork.

write a play

Walk to melbourne

to build an off road go kart

osama shane palmer

walk to Africa and eat elephants

find and kill a horse

swimming across the Indian Ocean

give all my stuff to hobos

Done

lams.pedarecc.sa.edu.au

LAMS Learner - Mozilla Firefox

https://lams.pedarecc.sa.edu.au/learning/main.jsp?lessonID=66

LAMS

Resume

Exit

Export

Getting Started

●

Noticeboard

●

Noticeboard

●

Q and A

●

Survey

●

Q and A

■

Voting

Notebook

Title

View All

Save

Compete

You have now completed the "Getting Started" section of Personal Projects Online. You should now continue to work through the Phases of the Personal Projects.

First rate how well you think the online program will help.

☐

This will be a complete waste of time. It is easier to write all of this work by hand.

☐

This idea may be good, but I will never have enough time or computer access to do the online Personal Project.

☐

I think that this is a good idea, as it will help me to organise my work.

☐

This is a fantastic idea as I will be able to log on and work through the steps to complete my goal.

Submit Vote

Done

lams.pedarecc.sa.edu.au

LAMS Learner - Mozilla Firefox

https://lams.pedarecc.sa.edu.au/learning/main.jsp?lessonID=66

LAMS

Resume
Exit
Export

Getting Started

Noticeboard
Noticeboard
Q and A
Survey
Q and A
Voting

Notebook

Title

View All Save

Done

Compete

Progressive Voting Results

Nomination	Total votes
	0 (0.0 %)
This will be a complete waste of time. It is easier to write all of this work by hand.	
This idea may be good, but I will never have enough time or computer access to do the online Personal Project.	1 (5.555 %)
I think that this is a good idea, as it will help me to organise my work.	14 (77.777 %)
	3 (16.666 %)
This is a fantastic idea as I will be able to log on and work through the steps to complete my goal.	
Open Vote	0 (0.0 %)

Your nominations are:

This is a fantastic idea as I will be able to log on and work through the steps to complete my goal.

Refresh Redo Vote Finished

lams.pedarecc.sa.edu.au

Monitor :: LAMS - Mozilla Firefox

https://lams.pedarecc.sa.edu.au/monitoring/monitorLesson.jsp?lessonID=68

File Edit View Go Help

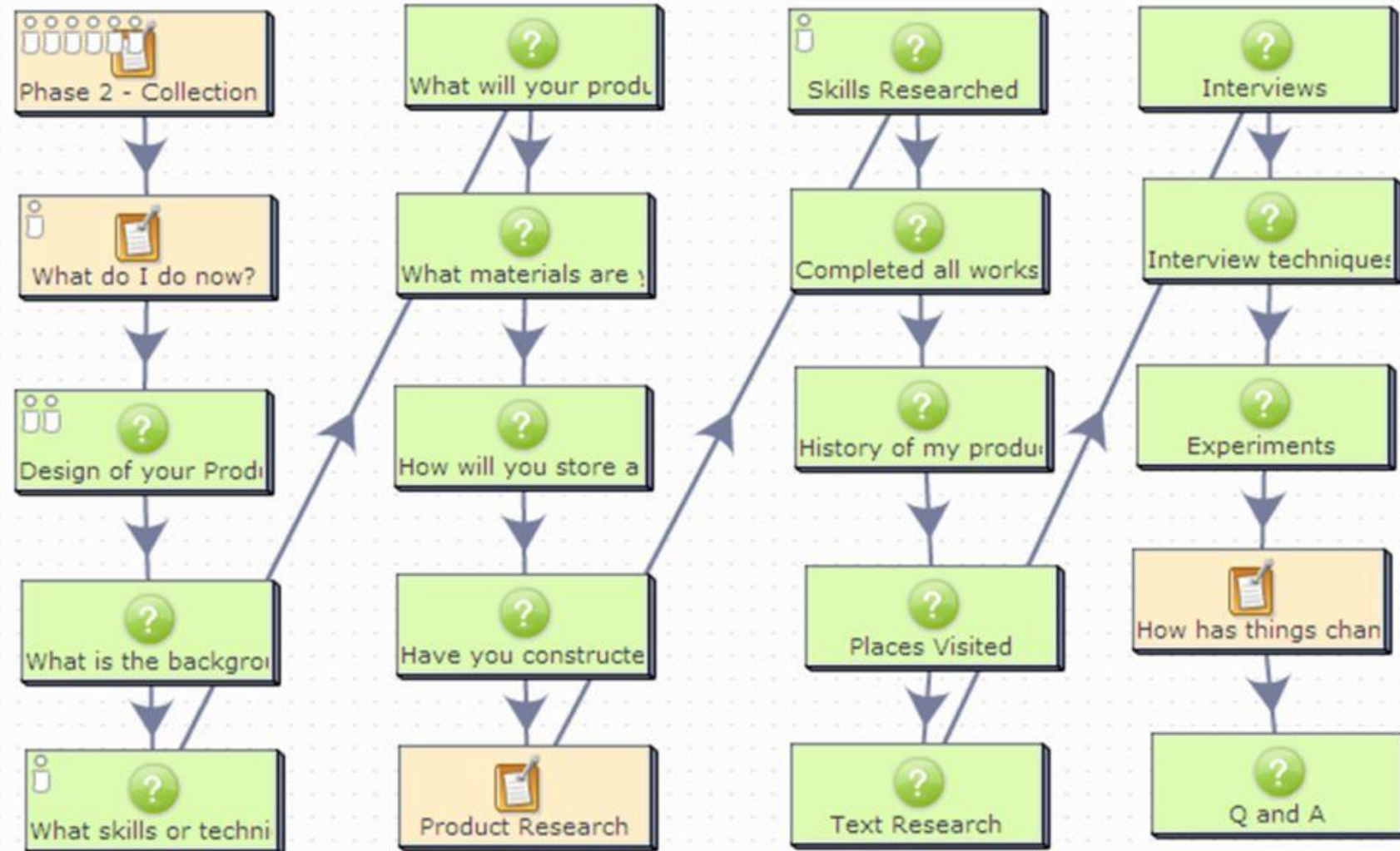
Lesson Sequence Learners Live Edit Export Portfolio Refresh Help

```
graph TD; A[Noticeboard] --> B[Q and A]; B --> C[Q and A]; C --> D[Share Resources]; D --> E[Survey]; E --> F[Noticeboard];
```

Finished Learners: 5 of 15

Read lams.pedarecc.sa.edu.au lams.pedarecc.sa.edu.au

Scaffolding and Resources



Constant Guidance

LAMS Learner - Mozilla Firefox
https://lams.pedarecc.sa.edu.au/learning/main.jsp?lessonID=69

LAMS Resume Exit Export
Phase 2 - 2008 Resea...

What do I do now?
Design of your Pr...
What is the backg...
What skills or te...
What will your pr...
What materials ar...

What is the design of your product
This question relates to the **design** of your Product.
You would have already come up with a plan for your Product in Phase 1. Here you will need to explain about this design, including what you have done and what you have researched. If you cannot answer some of the questions you may want to go and research the answer.
Remember the more you can write now, the easier your Reflective Writing will be.
Number of questions presented in this activity: 4 questions.

Question 1:
What is the basic design of your product?
Answer:

Question 2:
Where did the design originate?
- Historically
- Globally

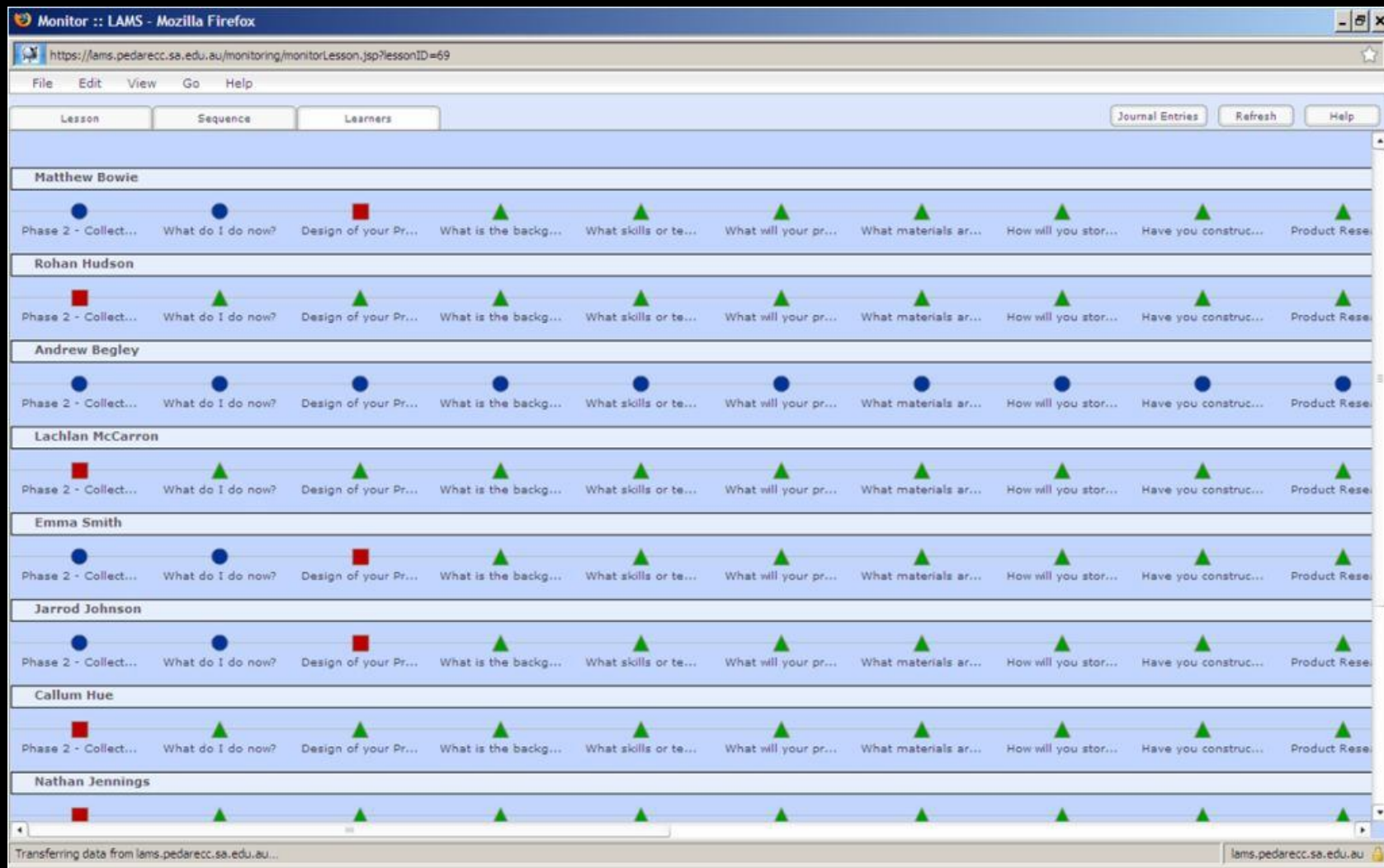
Notebook
Title
View All Save

Done lams.pedarecc.sa.edu.au

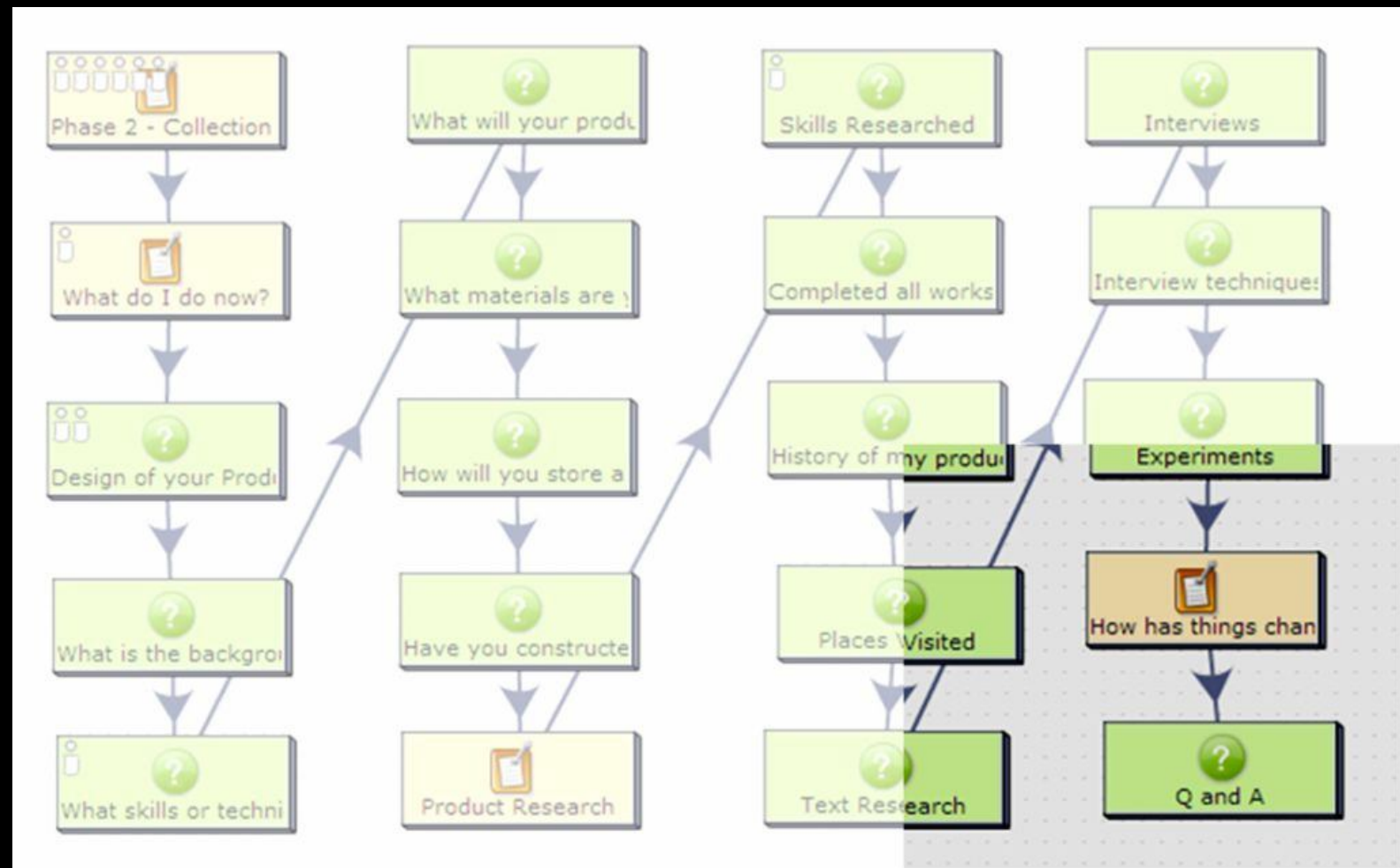
Participation

Lesson	Sequence	Learners
Getting Started		
description		
Status:	Started	
Learners:	119 of 137	
Class:	Personal Projects Online	
Manage Lesson		
Class:	View Learners	Edit Class
Change Status:	Select status ▼	Apply
Start:	Monday, 24 September 2007 02:57:17 AM CST	
	<input checked="" type="checkbox"/> Enable export portfolio for learner	

Keeping Track



Coordinating



Finished Product



ICT Environment – Human element

- 1200+ users across three physically separate sites.
- Highly variable user skill levels form four distinct area's of demand:
 - Dependant student curriculum users (K-3)
 - Supervised independent student curriculum users (4-12)
 - Independent staff curriculum users
 - Independent staff administration users
- 3 Permanent ICT staff employed at a total of 2.4 FTE provide all ICT requirements in house. Casual contract Programmer brought in for projects as required, cost scoped into project

ICT Environment – Infrastructure

- 220 Desktop PC's and 25 Laptops
- Further 45+ Staff owned laptops
- Gigabit wired network - 'to the desktop'
- 802.11n Draft 2.0 wireless network
- In total 89% of the college's learning area's have network access.
- ADSL 2+ internet access, all web accessible content internally hosted
- Windows XP/Office 2003/GroupWise7 core for Desktop
- Novell Netware/Windows Server 2003R2/ Linux for guest 'Virtual Servers'

Pedare's LAMS Implementation

- Version 2.1 hosted on CentOS 5.5 Linux server (RedHat Enterprise)
- Custom script was written to import student, staff, subject, lesson and class information into LAMS from the College's administration software (MAZE 8 SP2)
- Nightly synchronisation of core data listed above.
- LDAP authentication used to integrate with existing

Future direction of LAMS' role within Pedare



- Focus use on lesson based task management
- Integrated alongside a broad multi subject e-learning system (ie. Moodle, StudyWiz, Kaleidos, etc)

Contact Details

- Jarrod Johnson
 - jhjohnson@pedarecc.sa.edu.au
- Peter Cheel
 - pcheel@pedarecc.sa.edu.au