

# Using an LMS as a Resource Depository for High School Students

Kim Mahoney  
Hills Grammar School  
Sydney, NSW, Australia  
[mahonk@hillsgrammar.nsw.edu.au](mailto:mahonk@hillsgrammar.nsw.edu.au)



Founded 1982

THE HILLS  
GRAMMAR SCHOOL



*Enjoy the best of two worlds*



THE HILLS  
GRAMMAR SCHOOL



*Idyllic rural environment*



THE HILLS  
GRAMMAR SCHOOL

# Background

- Technology (Mandatory) – NSW Syllabus
- Years 7 & 8
- Focus on Project Based Learning and
- The Design Process
- Use a range of technologies
- Projects focus on specific technologies



Aim:

Use an Learning Management System (LMS):

- as a Resource Depository for Year 8 Technology (mandatory) students



Purpose:

- to develop independent learners
- to engage the students more;





# Design Situation

A Sydney media company is always on the lookout for young aspiring talent. They have many clients who make products for the teenage market so they are seeking new ideas and sources of inspiration. The media company is inviting young people to submit a sample website which demonstrates a fresh and energetic sense of design as well as showing skills in web page construction.



Founded 1982

THE HILLS  
GRAMMAR SCHOOL

# Process:

- Teach & practice skills required complete project.
- Independently work on project.



# Issue

- Students will always ask teacher first if they are unsure.

Needed to break this habit

**Attempt to solve problem before seeking help.**





# Needed:

an easy accessible place where students can be directed in the first instance.



THE HILLS  
GRAMMAR SCHOOL



Use a Learning Management System as a resource depository.



THE HILLS  
GRAMMAR SCHOOL


## Topic outline

### Assessment Deadlines-

Website Research Task due - 11 August 2008

Major Project - Website and e-portfolio due - 30 October 2008

 News forum

 Course Blog

Reflective  
journal


### 1 Amazing Websites Introduction

A Sydney media company is always on the lookout for young aspiring talent. They have many clients who make products for the teenage market so they are seeking new ideas and sources of inspiration. The media company is inviting young people to submit a sample website which demonstrates a fresh and energetic sense of design as well as showing skills in web page construction

 Design Process


Worksheets and other  
documentation

### 2 Developing Skills and Criteria

 Criteria for success

 Web Site Reserach Task

 Paint Shop Pro Revisted

 Introduction to Paintshop Pro

 Creating Banners & Buttons

## Blog Menu

Add a new entry  
View my entries  
Blog preferences





## Administration

 Turn editing on  
 Settings  
 Assign roles  
 Grades  
 Groups  
 Backup  
 Restore  
 Import  
 Reset  
 Reports  
 Questions  
 Files  
 Unenrol me from 08TE1




## 2 Developing Skills and Criteria

-  Criteria for success
-  Web Site Reserach Task
-  Paint Shop Pro Revisted
-  Introduction to Paintshop Pro
-  Creating Banners & Buttons

## 3 Animation Shop

-  Animation Introduction
-  Introduction tutorial
-  Animation Shop - Sequence of Photos
-  Banner Tutorial

## 4 Dreamweaver - The Basics

-  What is HTML?
-  The Dreamweaver Interface
-  Managing your website
-  Making Tables in Dreamweaver
-  Working with Text and Images
-  linking webpages



Video tutorials

## 5 Design Project

-  Assignment

## 5 Design Project



 Assignment

## 6 e-Portfolio



A e-portfolio is a collection of work developed across varied contexts over time. The portfolio can advance learning by providing students and/or faculty with a way to organize, archive and display pieces of work in a digital format.

 Introduction to e- Learning

 e-portfolio - sample

## 7 Storyboards



Organizing your site before you make your first page in Dream\Weaver can save everyone a great deal of time later on your links and images will work, and your visitors will be able to easily navigate and use your pages.

Storyboards are an essential tool when designing website. Storyboards must tell the developer everything they are supposed to create right down to the title font, hyperlinks, and navigation of all buttons or other clickable objects. They convey the story of what graphics are needed on a screen or as part of an animation.

 Sample storyboard

[Sample work](#)

## 8 Evaluation



 Peer Evaluation



# Other uses of LMS

- Log of student activity
- Student blogs
- Discussion forums



# Questions





Thank you



Founded 1982

THE HILLS  
GRAMMAR SCHOOL